

## SSYRA Quizzes

Each student will be enrolled into the QuizStar database by the library media specialist. **You do not need to create your child's account in QuizStar.** Please contact Mr. Edeker if you have problems with your login.

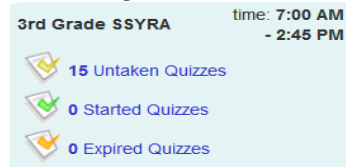
Email: [Vance.Edeker@stjohns.k12.fl.us](mailto:Vance.Edeker@stjohns.k12.fl.us)

### How to take a quiz:

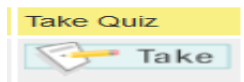


1. The QuizStar login link can be found on our school website on the Student Sites page.
2. Enter user name (Mr. Edeker will create the account)
  - a. User name = lower case s followed by student number. Example: s998765
  - b. Password = ssyra (lower case)

3. Click **Untaken Quizzes**



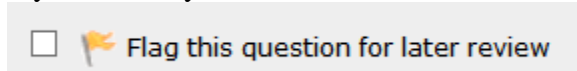
4. Select book and click **Take Quiz** (right side of screen).



5. There are two pages of instructions for each quiz. Simply click **Start Quiz** to move past these two pages.



6. Answer all 10 questions. You may **flag** a question to review it at the end of your test before you submit your answers.



7. Click **Next Page** (on bottom right) to finish your test.



8. Review your answer choices or change an answer before you submit quiz. If no changes are needed, click **Submit Quiz** (on the bottom right).



9. Your score must be 60% or higher to pass the quiz. Students have 3 chances to pass the quiz.

\*\*\* If the score is below 60%, the student may take the test after reading the book again.