




## News Team

Today we are going to learn  
how and when to apply  
for News Team.

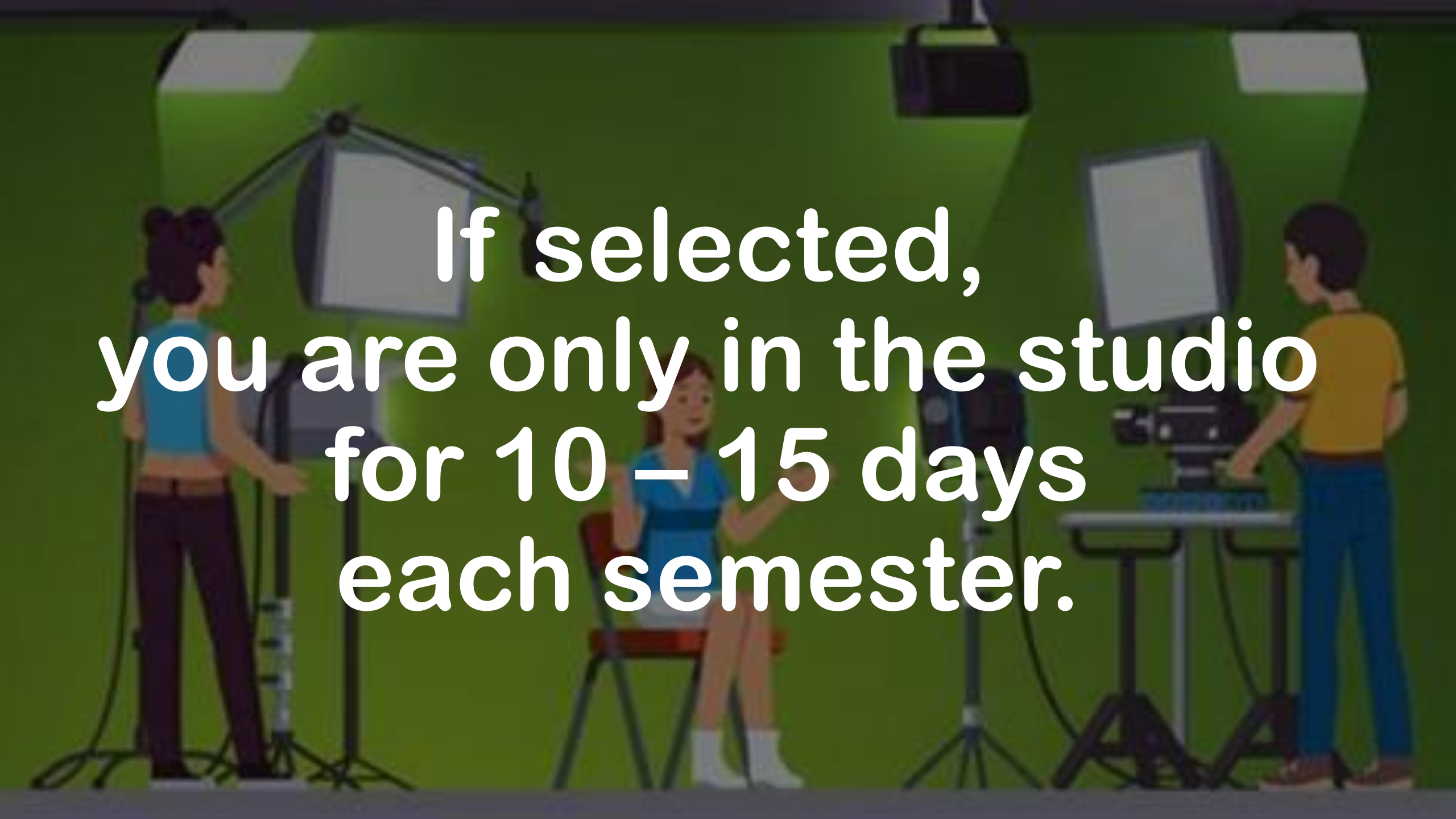


**You can email Mr. Edeker  
if you have questions  
after this presentation.**



# What is News Team?

**News Team is a group of students that records/films the morning news show.**

An illustration of a studio environment. On the left, a woman in a blue top and dark pants stands near a microphone stand. In the center, a woman in a blue dress sits on a red chair. On the right, a man in a yellow shirt and blue pants stands near a desk with a computer monitor and keyboard. The background is a green wall with studio lights and equipment.

If selected,  
you are only in the studio  
for 10 – 15 days  
each semester.

There are 8 teams.

Each team will have 4/5 students on the team.

Teams work in both:

- 1<sup>st</sup> Semester
- 2<sup>nd</sup> Semester

|           |  | NEWS TEAM              |             |      |        |                         | 2024 - 2025 SCHOOL YEAR |                       |      |        |                              |                            |
|-----------|--|------------------------|-------------|------|--------|-------------------------|-------------------------|-----------------------|------|--------|------------------------------|----------------------------|
|           |  | 2024                   |             |      |        |                         | 2025                    |                       |      |        |                              |                            |
|           |  | Mon.                   | Tues.       | Wed. | Thurs. | Fri.                    | Mon.                    | Tues.                 | Wed. | Thurs. | Fri.                         |                            |
| AUGUST    |  |                        |             |      | 1      | 2                       |                         |                       | 1    | 2      | Teacher 3<br>Planning        | JANUARY                    |
|           |  | 5                      | 6           | 7    | 8      | 9                       | 6                       | 7                     | 8    | 9      | 10                           |                            |
|           |  | 12                     | 13          | 14   | 15     | 16                      | 13                      | 14                    | 15   | 16     | 17                           |                            |
|           |  | 19                     | 20          | 21   | 22     | 23                      | MLK 20<br>Birthday      | 21                    | 22   | 23     | 24                           |                            |
|           |  | 26                     | 27          | 28   | 29     | 30                      | 27                      | 28                    | 29   | 30     | 31                           |                            |
| SEPTEMBER |  | Mon.<br>Labor Day 2    | 3           | 4    | 5      | 6                       |                         |                       |      |        |                              | FEBRUARY                   |
|           |  | 9                      | 10          | 11   | 12     | 13                      | 3                       | 4                     | 5    | 6      | 7                            |                            |
|           |  | 16                     | 17          | 18   | 19     | Teacher 20<br>Inservice | 10                      | 11                    | 12   | 13     | Teacher 14<br>Inservice      |                            |
|           |  | 23                     | 24          | 25   | 26     | 27                      | 17<br>President's Day   | 18                    | 19   | 20     | 21                           |                            |
|           |  | 30                     |             |      |        |                         | 24                      | 25                    | 26   | 27     | 28                           |                            |
| OCTOBER   |  |                        | 1           | 2    | 3      | 4                       |                         |                       |      |        |                              | MARCH<br>Character Counts! |
|           |  | 7                      | 8           | 9    | 10     | 11                      | 3                       | 4                     | 5    | 6      | 7                            |                            |
|           |  | Teacher 14<br>Planning | 15          | 16   | 17     | 18                      | 10                      | 11                    | 12   | 13     | Teacher 14<br>Planning       |                            |
|           |  | 21                     | 22          | 23   | 24     | 25                      | 17                      | 18<br>SPRING<br>BREAK | 19   | 20     | 21                           |                            |
|           |  | 28                     | 29          | 30   | 31     |                         | 24                      | 25                    | 26   | 27     | 28                           |                            |
| NOVEMBER  |  |                        |             |      |        | 1                       |                         |                       |      |        |                              | APRIL                      |
|           |  | 4                      | 5           | 6    | 7      | 8                       | 7                       | 8                     | 9    | 10     | 11                           |                            |
|           |  | Veterans Day 11        | 12          | 13   | 14     | 15                      | 14                      | 15                    | 16   | 17     | NO 18<br>SCHOOL              |                            |
|           |  | 18                     | 19          | 20   | 21     | 22                      | 21                      | 22                    | 23   | 24     | 25                           |                            |
|           |  | 25<br>THANKSGIVING     | 26          | 27   | 28     | 29                      | 28                      | 29                    | 30   |        |                              |                            |
| DECEMBER  |  | 2                      | 3           | 4    | 5      | 6                       |                         |                       |      | 1      | 2                            | MAY                        |
|           |  | 9                      | 10          | 11   | 12     | 13                      | 5                       | 6                     | 7    | 8      | 9                            |                            |
|           |  | 16                     | 17          | 18   | 19     | 20                      | 12                      | 13                    | 14   | 15     | 16                           |                            |
|           |  | 23<br>WINTER           | 24<br>BREAK | 25   | 26     | 27                      | 19                      | 20                    | 21   | 22     | 23                           |                            |
|           |  | 30                     | 31          |      |        |                         | 26<br>Memorial Day      | 27                    | 28   | 29     | 30<br>NO FILMING<br>Last Day |                            |

To apply for News Team  
you must do 4 things:

- PowerPoint
- Video
- Teacher Recommendation
- Audition (tryout)



# PowerPoint

**Must include 3 – 5 slides.**

- Slide 1 –
  - Your Name
  - Your Teacher's Name
  - A photo of yourself
- Slide 2 – Tell me why you want to be on news team.
- Slide 3 - Tell me about any video/technology experience that you have.
- Slides 4 & 5 - Tell me some interesting facts about yourself.

**\*\*\*You must include background colors, special fonts, transitions and special effects in your PowerPoint!**



# Video

- **Film yourself reading the script that is in the application.**
- **Recite the *Pledge of Allegiance*.**
- **Report on a current event that is in the news.**
- **The VIDEO MUST NOT BE LONGER THAN 3 MINUTES!!!**
- **It is OK to get help! Ask your parents, friends or siblings to help film the video.**



# Teacher Recommendation

- **Give this page to your homeroom teacher (not a resource teacher)**
- **Your teacher will complete the page and give it to Mr. Edeker.**

# AUDITION (tryout)

News team students read a script (PowerPoint slide) when we film the news.

Sometimes we spell words and names differently using syllables. We call this chunking. This helps you pronounce the name / word.

This is what chunking looks like:

Bar B Q

Jay Son

Deck Lah Ray Shun

Key Lah Lan

Hill Your




Row Sim Ah Nee

# The Audition / Tryout

**You will:**

- **have an audition/tryout during media resource.**
- **read 10 names from the teleprompter.**
- **earn 2 points for each correctly pronounced name.**

# The application!



## Part 1

- Tells you what you need to do for the PowerPoint.

## Part 2

- Tells you what you need to do for the Video.

**The News Team Application has 4 parts:**

**Part 1: PowerPoint** - Create a 3 – 5 slide PowerPoint (5 slides max)

- Include the following in your PowerPoint:
  - Slide 1 - Your Name
    - Your Teacher's Name
    - A photo of yourself
  - Slide 2 – Why do you want to join the News Team? What would make you a good member of the news team.
  - Slide 3 – List any video/technology experience that you have.
  - Slide 4 & 5 (optional) Something interesting and unique about you.

**\*\*\*Include background colors, special fonts, transitions, and special effects in your PowerPoint!**

**Part 2: Video** - Film yourself reading the **required script on the next page.**

- It is OK to get your parents, friends or siblings to help you record the video. It is not the quality of the video BUT your enthusiastic personality that we want to see!
- You **MUST** recite the *Pledge of Allegiance* in your video. This must be done correctly and at a slow speed that kindergarten students can keep up with. **POINTS WILL BE DEDUCTED IF YOU DO NOT RECITE THE PLEDGE CORRECTLY AND SLOWLY!!!**
- Create your very own news script with your own newsworthy information to make it exciting and interesting video.
- **VIDEO MUST NOT BE LONGER THAN 3 minutes!!!**

## Part 2 (continued)

- Script (read every word that is in *italics*).



### News Script that you MUST say in your video:

*“Good morning, Sea Turtles! Welcome to the morning news show.*

*My name is \_\_\_(Say your first and last name)\_\_\_\_\_.*

*Please stand for the Pledge of the Pledge of Allegiance.*

*(Say the Pledge)*


*In the news today... (report on a current event)*

*This has been \_\_\_(Say your first and last name)\_\_\_\_\_ reporting with the PVMKR news.*

*Have a great day Sea Turtles!*

## Part 3

- Teacher Recommendation



### **HOMEROOM TEACHER NEWS TEAM RECOMMENDATION**

**Student: Give this page to your teacher (NOT A RESOURCE TEACHER)!**

**Teacher: PLEASE complete and RETURN to Mr. Edeker by April 30, 2025.**



**To be completed by student:**


Full Name of Student: \_\_\_\_\_

\*\*\*\*\*

## Part 4

# Audition/Tryout

- Reading names!!
- 

- How to send me your PowerPoint and Video
  - What to do if you have questions.
- 

**Part 4: Reading names audition** – This will be done during your library media resource class. To help students pronounce names, we often divide names/words into smaller parts. We call this chunking.

You will read 10 names from a computer teleprompter. You will earn 1 point for each correct pronunciation.

**Here are some examples of how we do this:**

Row Sim Ah Nee

Bar B Q

Key Lah Lon

Jay Son

Bee Ner

Zar Chin Skee

Yo Ko Ya Ma

**Your PowerPoint and Video are due by April 30, 2025**

- Email or share your PowerPoint to Mr. Edeker.
- Sharing is available when student uses their Office365 account.
- [vance.edeker@stjohns.k12.fl.us](mailto:vance.edeker@stjohns.k12.fl.us)
- **If email is not available, you can save your PowerPoint and video to a USB Flash drive (put your name on the flash drive).**

**A rubric will  
be used to  
score your  
PowerPoint  
and Video  
and  
audition.**

| <b>Category</b>  |             |
|--|-------------|
| <b>PowerPoint</b>  | 5 4 3 2 1 0 |
| <b>Video:<br/>Presentation &amp;<br/>Personality</b>               | 5 4 3 2 1 0 |
| <b>Video:<br/>Voice &amp; Projection<br/>(slow and LOUD)</b>       | 5 4 3 2 1 0 |
| <b>BONUS POINTS<br/>Video Script<br/>(additions to the script)</b> | 5 4 3 2 1 0 |
| <b>Pledge of Allegiance</b>  | 5 4 3 2 1 0 |



# REMEMBER!!!

- All requirements to apply will be listed on the application and school website.

**Not all students  
that apply  
will be selected.**

**Students with the  
highest scores  
will be selected.**

**Students with the  
highest scores  
will be assigned  
more days to  
record.**

Students  
with

lower scores

**might be assigned to  
tech positions.**

# Tech Positions

are the iPad and computer.

Tech Positions will not anchor  
the first semester but have  
the opportunity to move  
to anchor positions  
for the second semester.

Students with the  
lowest scores  
might not be  
selected.

**Students not selected  
will be placed on a waiting list.**

**These students will be asked  
to join us if a position opens  
during the school year.**




Applications will be on our  
school website April 17th



Applications  
are due on April 30th.

# Applications are on the school web site.



PVPV RAWLINGS ELEMENTARY

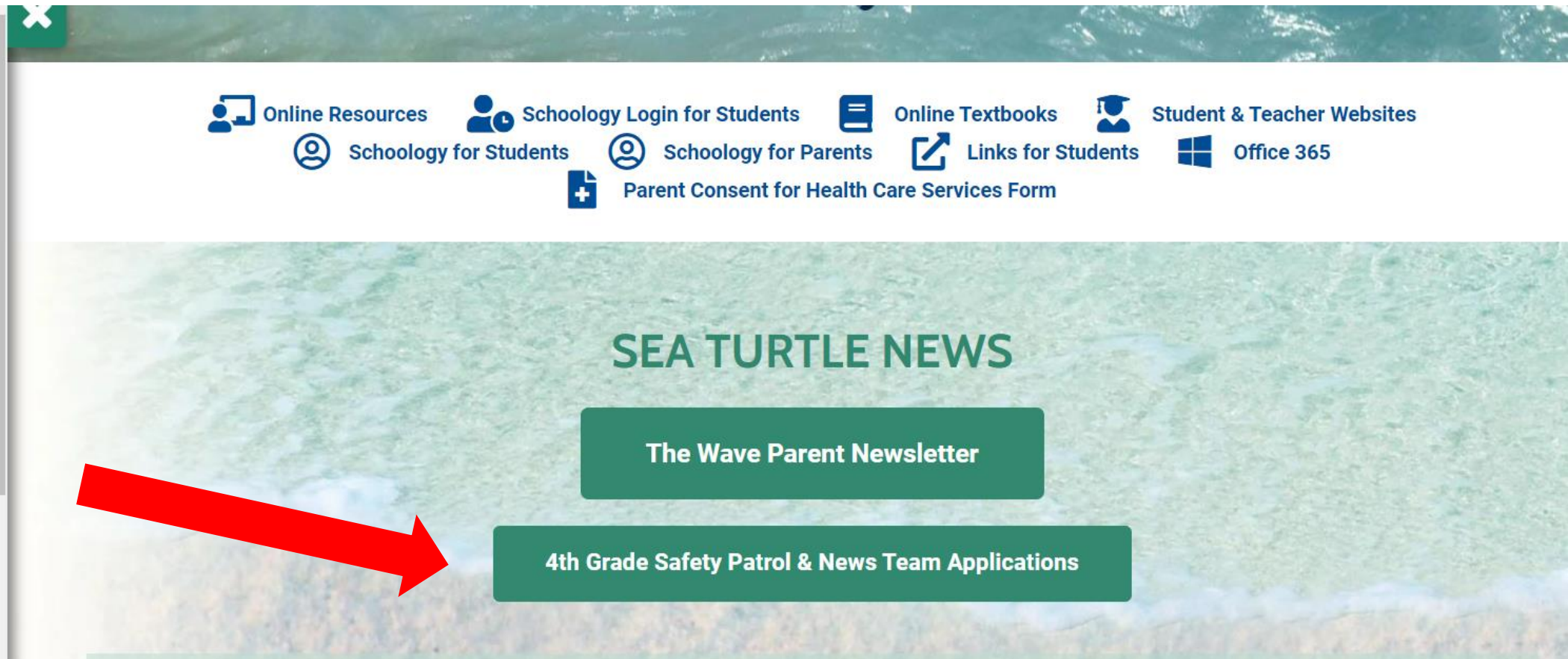
HAC Calendar Payments

Search this website

Class Webpages

Departments

For Parents



Online Resources    Schoology Login for Students    Online Textbooks    Student & Teacher Websites

Schoology for Students    Schoology for Parents    Links for Students    Office 365

Parent Consent for Health Care Services Form

## SEA TURTLE NEWS

The Wave Parent Newsletter

4th Grade Safety Patrol & News Team Applications



Announcement of Teams  
will be on **May 9<sup>th</sup>**.





This Photo by Unknown Author is licensed under CC BY-NC-ND

# Frequently asked Questions ????????

Q: Can I be on News Team and Safety Patrol?

A: **NO!** You cannot apply for news team if you are selected for the Safety Patrol.



This Photo by Unknown Author is licensed under CC BY-NC-ND

# Frequently asked Questions ????????

Q: Can I ride the bus to school during my duty?

A: **NO!** You are required to be in the library at 8:00 am on the days of filming in the newsroom.





This Photo by Unknown Author is licensed under CC BY-NC-ND

# Frequently asked Questions

## ???????

Q: Will there be training if I am selected for the News Team?

A: **YES!** There will be an orientation meeting during the month of May.



This Photo by Unknown Author is licensed under CC BY-NC-ND

# Frequently asked Questions ????????

Q: When will I be on duty for the 2024-2025 school year?

A: You will get a schedule!!!



This Photo by Unknown Author is licensed under [CC BY-NC-ND](#)

# Frequently asked Questions ????????

Q: What happens if I am absent?

A: We will film the show without you.





This Photo by Unknown Author is licensed under CC BY-NC-ND

# Frequently asked Questions ???????

Q: How can our parents watch the show?

A: Our show is on our Teacher Teams site.  
**Parents do not have access to this site.**

HOWEVER, at the end of your team's schedule  
YOU CAN BRING in a 16GB (or larger) flash  
drive and I will download your videos for you to  
take home to show your parents/relatives..



This Photo by Unknown Author is licensed under [CC BY-NC-ND](#)

If you have  
more questions...

**SEND MR. EDEKER AN  
EMAIL!!!**